

MEET

by **FERMAX**

FERMAX

FERMVISION

ACROW

EGi

ezviz

Guardall

fermaxaus.com.au
fermaxnz.co.nz



Audio, Video and IP Intercom Systems | Bespoke Door Stations | Access Control | Sound Distribution | CCTV and IP Cameras | Intruder Alarms | Residential & Commercial | Security Consultancy

NSW (HEAD OFFICE)

(02) 9700 1700
nsw@fermaxaus.com.au

SA OFFICE

(08) 7009 4288
sa@fermaxaus.com.au

QLD OFFICE

(07) 5520 2266
qld@fermaxaus.com.au

ACT OFFICE

(02) 6190 1555
act@fermaxaus.com.au

VIC OFFICE

(03) 9314 2220
vic@fermaxaus.com.au

NT OFFICE

(08) 7999 9162
nt@fermaxaus.com.au

WA OFFICE

(08) 9240 2624
wa@fermaxaus.com.au

NZ OFFICE

(09) 337 6229
nz@fermaxnz.co.nz

fermaxaus.com.au
fermaxnz.co.nz

IP TECHNOLOGY
FOR THE NEW DIGITAL HOME





Powerful

Efficient

Flexible

MEET

FERMAX **MEET** system is a **100% IP technology based on a Point-to-Point infrastructure**, highly efficient, flexible and powerful.

The devices communicate directly, so MEET **does not require central units or servers** which could compromise the availability of the system in the event of an unforeseen error.

MEET allows the installer to freely assign **the range of IP addresses according to the needs of each project**, and thus facilitate the control of the networks.

MEET offers **HD video quality** and **digital audio** which ensure high quality communication.

The system is made up of digital panels, one-button panels, touch screen monitors, concierge stations and various accessories.

To guarantee the security of the community, MEET offers a secure system that allows the integration of access control, CCTV and alarm functions.

Communication

- / High-quality **digital audio and video**.
- / Simultaneous **communication**.
- / **Call Divert** via MEET ME app.



The possibility of receiving calls on your mobile phone **comes as standard**. You just need to have **a monitor installed in the property**. **Download the free application** and connect up to 8 smartphones from the same apartment.

Security

- / **Access control**.
- / **Face recognition**.
- / **Lift control**.
- / Opening of **multiple doors**.
- / **SOS emergency call**.
- / Reception and alarm **log**.

Integration

- / **CCTV**.
- / Home Automation **management**.
- / Activation of automatic mechanisms from the monitor.
- / Third-party **access control** (Compatible with Wiegand).

Access Control

As standard



Face recognition

Door opening by face recognition, allowing entrance to the neighbours of the community and increasing the comfort of the system. Up to 6,000 users can be registered.



Numeric keypad

Door opening by PIN code. Allows up to 8 opening codes to be registered.



Proximity

Integrated MIFARE proximity access control reader. This way, access is guaranteed to users, reinforcing the security of the building. Up to 100,000 cards.

Card or keyfob available.



*MEET Management Software (Ref. 9540) necessary for installation.


**MEET
management
software**

ref.9540

The MEET management software makes possible to monitor and configure the system in the best possible way. Functions are securely restricted depending on the user profile.



ref.9538 Proximity reader
MEET PC (USB)



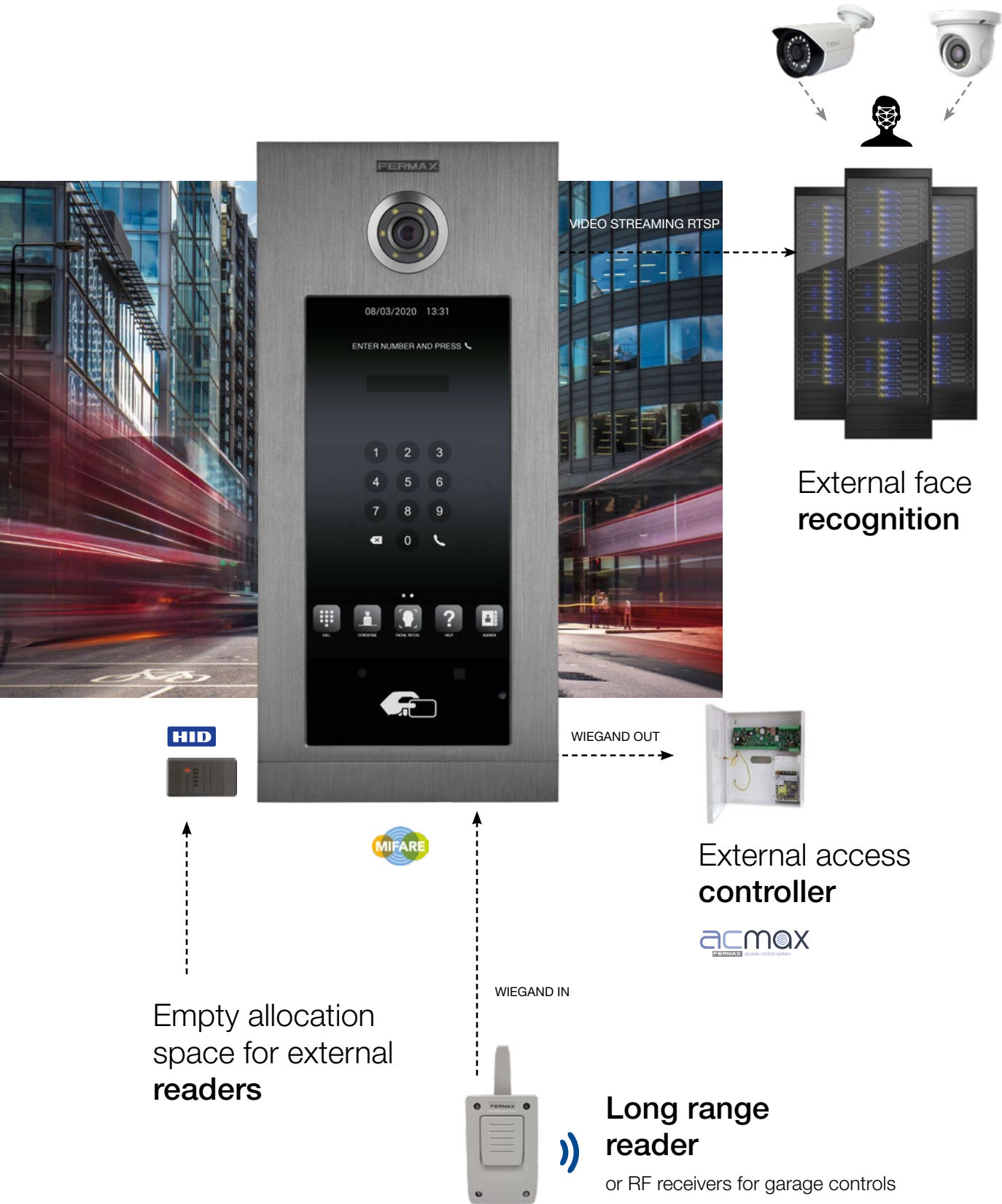
FEATURES

- Access, call and alarm logs.
- User enrolment and cancellation.
- Sending messages to home monitors.
- System configuration and installation tool.
- Online and offline devices' detection.

Access Control

FERMAX

Third Party





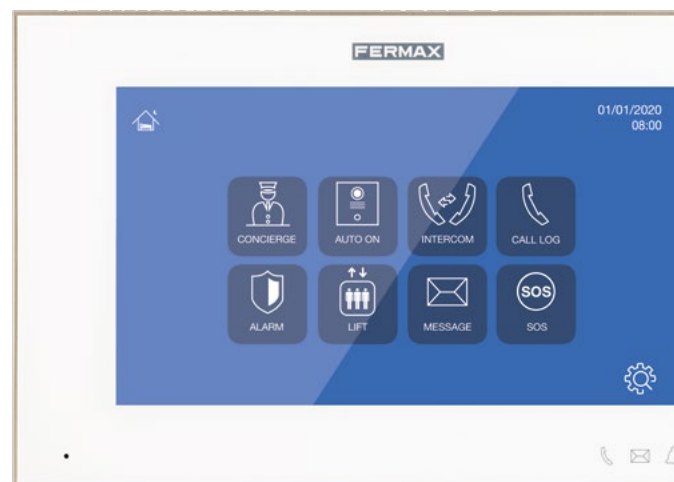
Lift Control

Allows owners and visitors to access to the authorised floor only

The owner will be able to access home safely. By using the proximity card, the lift control system will enable access to the floor of the apartment.

The visitor will be able to enter into to the lift on the ground floor, and access only the resident's floor by simply opening the door when a call is received.

An interesting formula to improve safety in large residential projects.



CCTV Integration


FERMAX

Video Surveillance

MEET outdoor panels **can stream the video from the camera** to the security centre so that it can be monitored or recorded. This is possible because the camera sends an H.264 RTSP video stream over IP.

Conversely, our technology allows **to activate a feature allowing the monitor to view the video stream from any IP camera** installed in the facility. This feature is commonly used to see intermediate areas such as gardens or garages.

Also, it is possible to **associate door opening relays with the cameras** by means of a direct access icon, so that we can activate it directly while we display the images from the camera.



Expanded Functions

Secure opening with external relay ref. 1490

1

Call to the residence from outside

AUXILIARY IP CAMERA

2

Opening of secondary door ref. 1491

PERMAX

04/12/2020 17:49
CALLE MELANCOLIA
1195

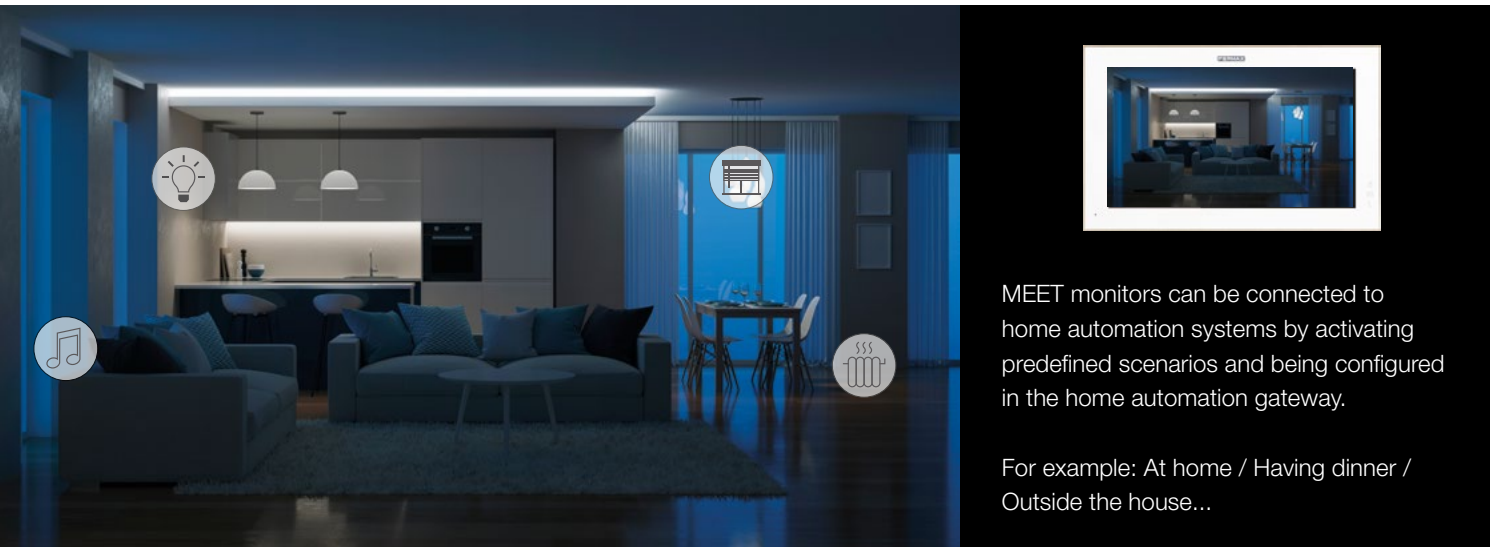
Visualizations with auxiliary camera during conversation

PERMAX

Visualizations with auxiliary camera

When pressing the doorbell, the monitor will ring and show the CCTV camera stream.

Home Automation Integration

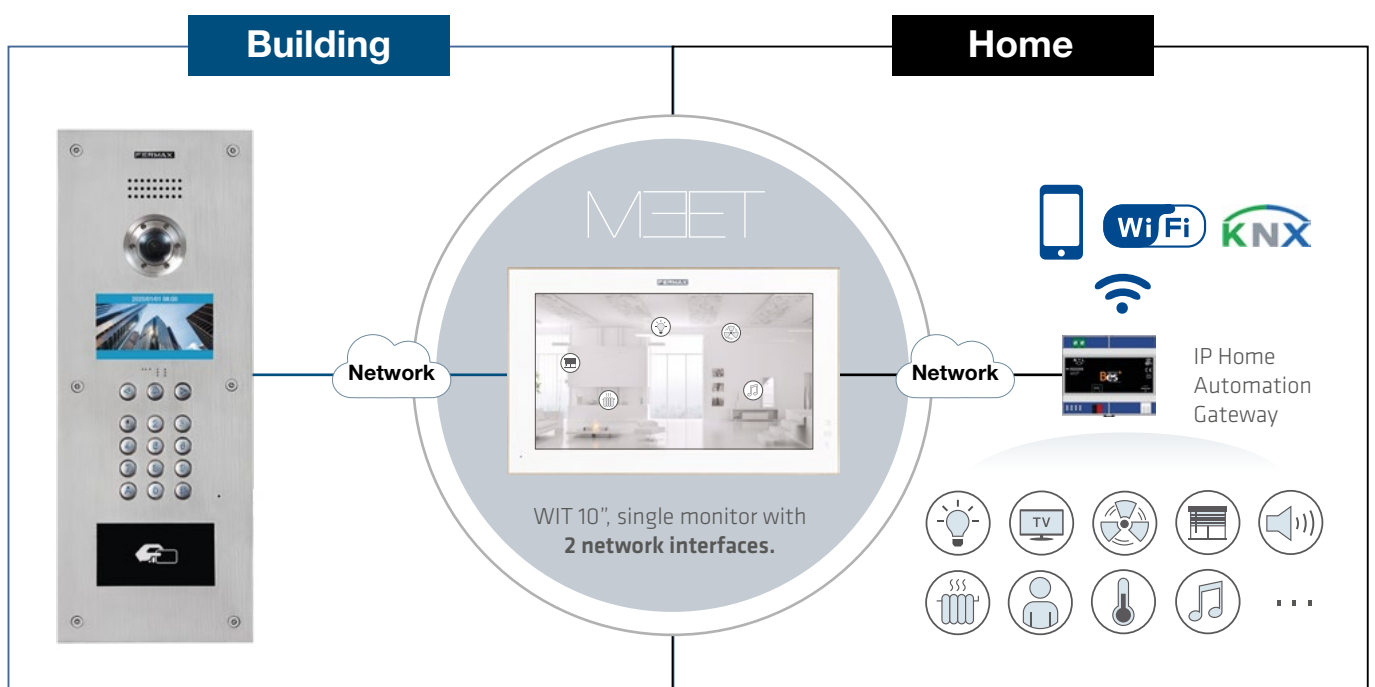


MEET monitors can be connected to home automation systems by activating predefined scenarios and being configured in the home automation gateway.

For example: At home / Having dinner / Outside the house...

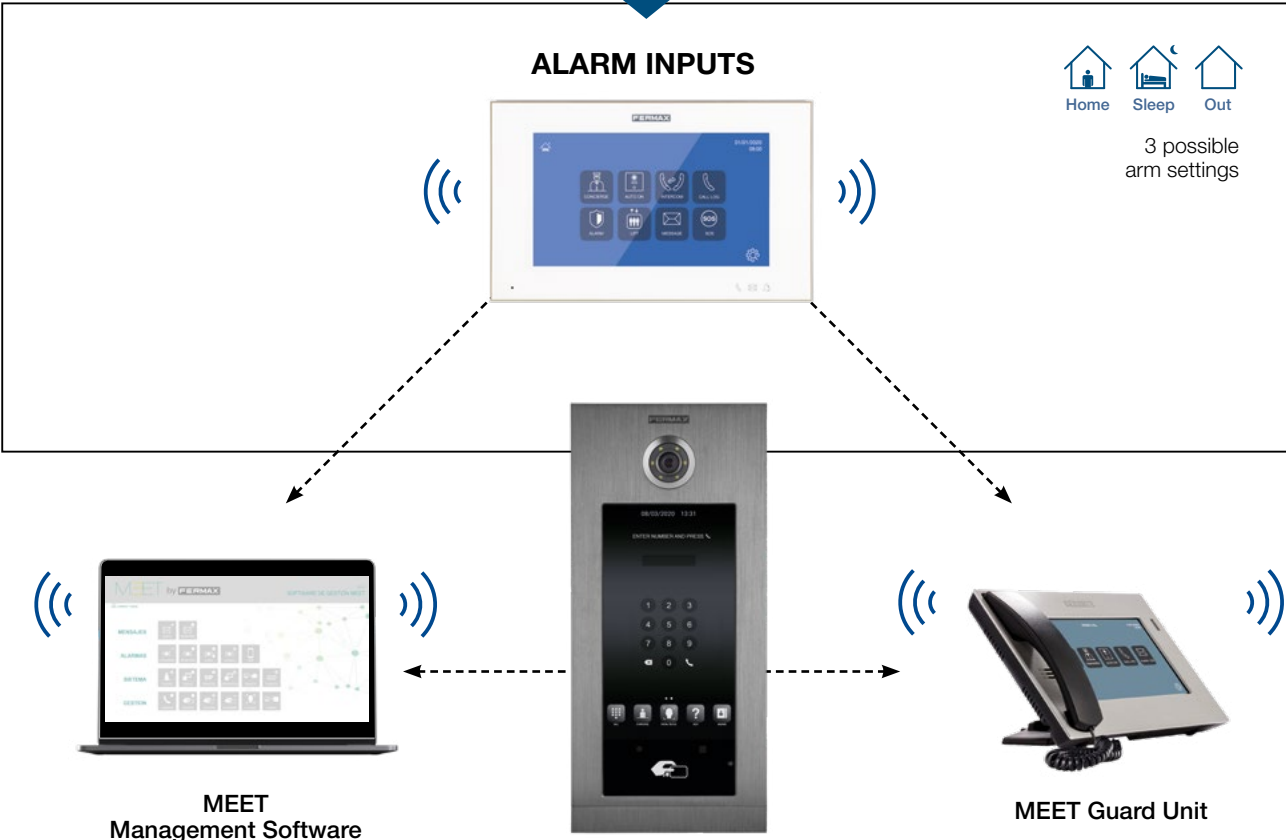
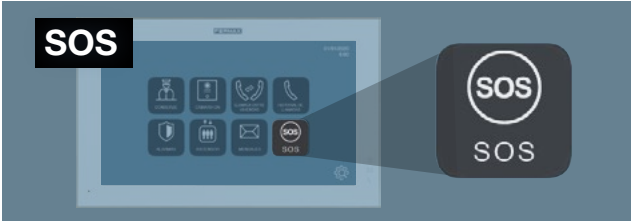

MEET provides total freedom of choice through solutions that **are adapted to other technologies and existing home automation systems**. This technology creates synergies through unlimited solutions that support integration, interaction and compatibility with other systems.

In MEET installations, the monitors allow to integrate an app for home automation management. **It is required a KNX IP Gateway (ref.9861)**. Available for projects.



Alarms Activation

FERMAX

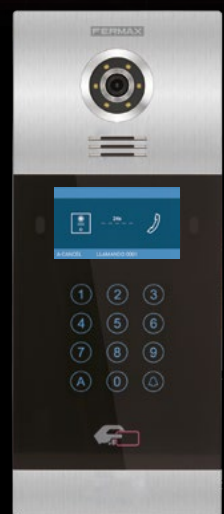




KIN



MARINE



MILO



MEET

by FERMAX

Product Range



wit




neo



MEET GUARD UNIT



For the most exclusive environments



Thanks to its touch interface the user will be able to answer calls, manage missed calls, view captured images, read messages sent by the administrator, visualize aerial camera images, activate external relays, get notifications about alarms on the monitor and guard unit, and even manage the home automation system.

WIT's exclusive aesthetics are underpinned by an innovative technology that allows the installation of APPs* increasing the added value and functionality of the monitor.

For simplicity of installation, WIT monitors allow PoE power supply, this means that it makes use of PoE switch power and no dedicated power supply is required.

The WIT 10" monitor is specially designed for home automation integration, since it is the only monitor that incorporates two RJ-45 network interfaces to be able to connect to both the community IP network and the apartment's local network, maintaining both the isolation between networks and flexibility in connectivity. Its surface or embedded installation allows it to adapt to the most demanding architectural designs.

With PoE power supply

Specially designed for home automation integration



Available in 7" and 10".
Black or white colour.


Solid metal frame.

PoE Monitor can be powered from the PoE Switch.

* APPs have to be FERMAX certified and configured by authorised installers. NEO and WIT monitors accept APPs.

neo

Simple and
intuitive
functioning



FERMAX

Powerful, simple and complete

NEO monitor is a symbol of urban and modern residences, represented by its compact and simple design.

Attractive, elegant and intuitive, NEO is the perfect complement for the most technological homes.

An advanced management monitor, with hands-free communication, digital audio quality and high-definition video.

Its TFT incorporates a capacitive touch screen that offers an intuitive user experience, thanks to its graphic icons and LED notification indicators (missed calls, messages, do not disturb).



Monitor can be powered from the PoE Switch.

Available in 7".

MEET

MEET Monitor Features

HOME AUTOMATION

The user can interact with the home automation system through the touch screen thanks to an Android App*.

RELAY ACTIVATION FROM MONITOR

By connecting a relay module ref.1616 directly to the monitor, up to 8 devices such as shutters, relays, awnings, etc. can be activated.

DOOR BELL

Connected directly to the monitor, it can be used as a door bell.

RINGTONE SETTINGS

Select an independent ringtone for calls from different sources.

SCREEN SETTINGS

Select the background colour of the screen and the sound level of the touch screen using the screen settings menu.

PANIC ALARM

In case of emergency, a panic alarm can be sent to the control software and the guard unit.

ALARMS (Only if installed)

- HOME mode: Lower level of security, used for technical alarms.
- SLEEP mode: Intermediate level.
- OUT mode: Activates all alarm zones.

The user can change the alarm mode simply by clicking on the corresponding icons. It is possible to deactivate the alarm with a DURESS code, so that the central unit receives the alarm. In addition, the HOME mode can be activated from the outdoor panel using the proximity card.

LIFT CONTROL

The user can call the lift simply by pressing the up and down icons, and give access to the floor by clicking on ACTIVATE (ACTIVATE FLOOR).

WIT and NEO

MONITOR CALLS

NEO and WIT can send or receive calls from:

- Outdoor panels.
- Guard Units.
- Other homes in the same building.

CALL TO THE GUARD UNIT

Call any of the available guard units listed on the monitor.

MONITOR TO MONITOR INTERCOM

Call to other monitor in the same house in different rooms.

CALL HISTORY

You can review any detail of the call history by double-clicking on the log. Save the image of the visit. Up to 64 images.

PHOTO OF MISSED CALLS

Saves an image of the missed call, allowing to store up to 64 images.

PANEL CAMERA AUTO ON

You can activate the camera of any outdoor panel by selecting it from the programmed list, and additionally start a conversation.

DO NOT DISTURB

The "Do Not Disturb" function will mute any incoming call and only illuminate the display when a call is received. It can be activated during certain periods of time, after this time, the monitor will return to normal mode. The notification LED on the monitor will indicate that the "Do Not Disturb" function is activated.

MESSAGES

The notification LED will light when a new message is received. The user can read these messages by double-clicking on them in the table with the list.

Call divert

with MEET ME app

MEET

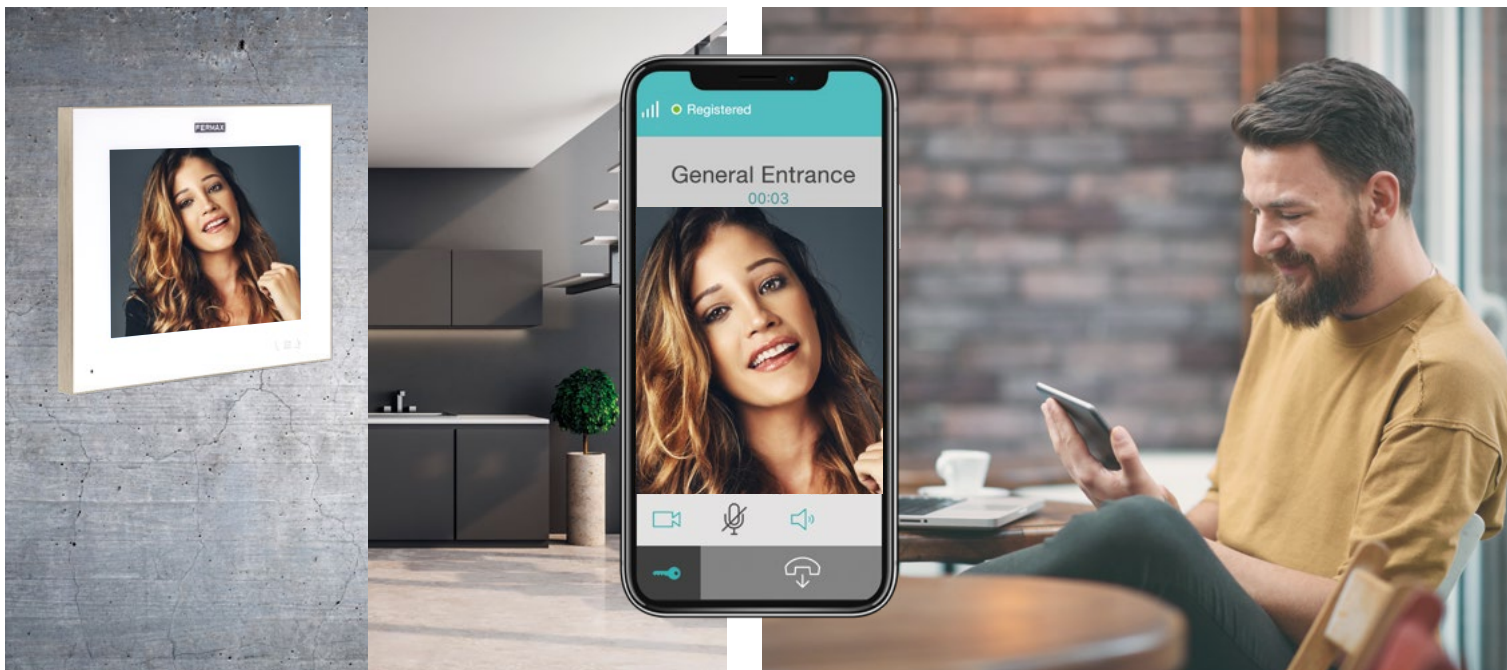
With MEET, you can receive calls on the mobile phone and visualize the visitor before answering.

It **comes as a standard option** with your monitor that allows communication with the entrance panels and to open doors. Up to 8 smartphones in the same apartment can receive the call simultaneously.

As easy for the user as downloading the free **MEET ME APP on Google Play or Apple Store**. Just enter the user and password included in the monitor.

The installation cannot be easier: it does not require additional devices in the installation. Just connect the MEET IP network to the Internet*. Thanks to MEET ME Cloud architecture, the installation is simple.

* Internet access with enough upload bandwidth is required depending on the network traffic generated by the outdoor panels.



WIT and NEO are not only distinguished by the simplicity of their aesthetics, but also for the **ease of use** of their intuitive menu, specially designed for residential communication.

FERMAX



KIN

The most interactive touch screen panel

KIN is the most interactive video door entry panel. It allows the visitor to interact in a simple way with its user interface. It has a 10" **capacitive touch screen** and a **graphite grey finish** at the forefront of design, in addition to having **hidden screws and a hidden speaker**, with side grille.

This innovative outdoor panel provides **high quality audio and video**, as well as multiple options such as **alphanumeric calls** or calls to several guard units and **advanced security features**.

PoE Direct power supply from the PoE switch.





Electronic Directory

Home selection is easy: simply access the electronic directory to quickly search for the apartment you want to call. Navigating through user names is practical and accurate, making it possible to find the resident by choosing the first letter of the alphabet or just browsing the directory up and down.

Touch screen

Its user interface is dynamically adapted to the user's needs, guiding the visitor through the process and creating a pleasant user experience. All this thanks to the capacitive touch screen of the KIN panel, which incorporates a high resolution display (1024x600).

1.2Mpx Colour HD Camera


The camera has a high-definition image, providing excellent video quality. The camera is equipped with LED lighting for low light conditions. Additional IP RTSP video output.

Alphanumeric call

Thanks to its display it is possible to call through alphanumeric codes from A to H such as 7B or 121F.

1W panel function

KIN panel can work as a 1 way panel by converting the graphic interface into a **1 touch button panel**, so it can be conveniently used in single villas.



Proximity Reader

In addition to offering great security features with the MIFARE proximity reader, the KIN panel supports integration of third-party readers such as HID.



Guest code

On the KIN panel you can activate Guest PIN Codes for temporary visitors, which are provided by third party access control systems. This is achieved thanks to the **Guest Code** function and the module ref.1494 which send Wiegand PIN codes from the user interface to the external access control system.

Face Recognition

Now it is possible to open the door using the KIN face recognition system, allowing residents to access the condominium building quickly, and providing greater comfort of the system.

* For the configuration of proximity cards and facial recognition, it is required the residential management SW and the key ref.9540.



MARINE

The most secure and resistant outdoor panel

The resistance of the stainless steel combined with the Fermax technology and design. The MARINE MEET outdoor panel is the Fermax vandal-proof audio and video door entry panel.

Made in stainless steel **316L, 3 mm-thick**. It is a highly resistant panel due to its excellent quality in terms of both materials and production and assembly process.

IP54 (IK09)

PoE Direct power supply from the PoE switch.



The **resistance** of
the stainless steel

FERMAX



Maximum resistance

This video door entry panel is recommended for projects where the high level of security is required or in places with extreme weather conditions. All this thanks to its compact design and sealing that guarantees reliability and resistance against external factors **IP54** and the **IK09** impact resistant rating. MARINE is a video door entry solution that resists the wet and corrosive climates and extreme temperatures of -40°C , $+70^{\circ}\text{C}$.

1.3 Mpx HD camera

The camera provides a high definition image reverting in an excellent video quality. The camera is equipped with LED lighting for low-light conditions. **Additional video output RTSP IP.**

Adapted to all

It includes a wide-angle camera with **horizontal vision angle 128° and vertical 70°** . This facilitates the installation and use of the panel in the event of visitors in wheelchairs.

It is engraved with **Braille** which allows you to identify the call key via engraving on the panel surface.

Security as standard*

Cutting-edge technology used in **face recognition**. Thanks to the **proximity reader** with MIFARE technology you can open the door dialling a code on the panel keypad or by sending the code to an external access controller that validates the access.

Display module with directory


Welcome logo or on-screen information useful for visitors. Thanks to the electronic directory you can search for any name or apartment that you wish to call.

* For the configuration of proximity cards and facial recognition, it is required the residential management SW and the key ref.9540.

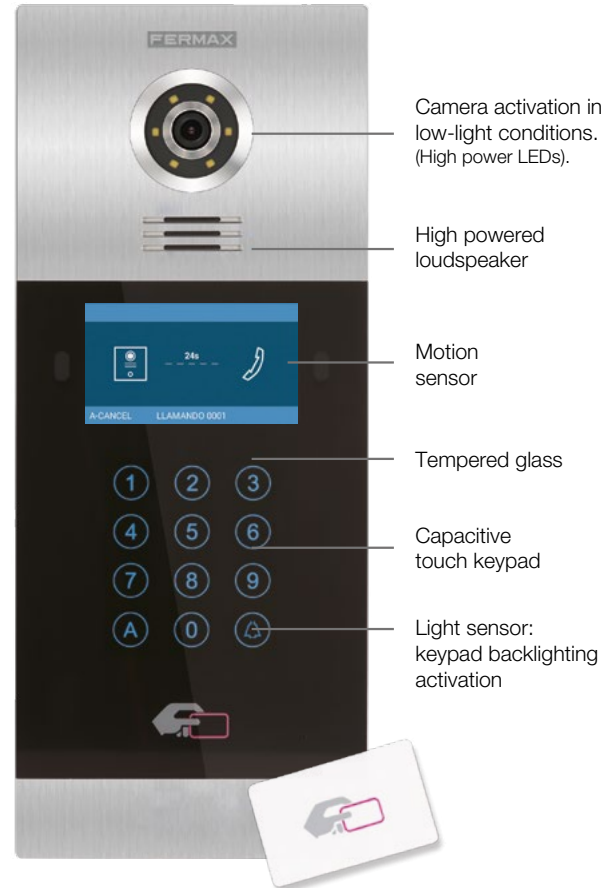
MEET



Adaptation to all needs with a **clear and easy use**



Digital
MILO panel



Digital Touch
MILO panel

1.2 Mpx colour HD camera

The high-definition provides excellent video quality. The camera is equipped with LED lighting for low light conditions. Additional IP RTSP video output.

LCD screen in digital version

4.3" high contrast TFT screen. Call signal. The display shows the communication status: calling, busy, etc.

High-protection digital keypad

The backlighting on the keypad allows users to view numbers in low-light conditions. Its compact design and sealing guarantee reliability and resistance in any environment. IP54.


Face recognition

It is possible to open the door using face recognition, making it easier for neighbours to open the door and increasing the comfort of the system.

* For the configuration of proximity cards and facial recognition, it is required the residential management SW and the key ref.9540.



MEET



MILO
Proximity
reader
100% IP

Proximity access control

Integrated MIFARE proximity access control reader. This way, access is guaranteed to users, reinforcing the security of the building.

It is possible to connect a third-party reader directly to the panel, or to extract the information from the card through the Wiegand output, to integrate it into external controllers.



1/W MILO
video panel

Call to both home
and guard unit.

MEET Guard Unit

Ergonomically designed for **perfect handling**, the MEET guard unit integrates a large touch **screen for intuitive interaction**.



The MEET guard unit is the desktop device that **allows the concierge to communicate with any outdoor panel or residence**.

From its 9" touch screen, the concierge can **receive and monitor the state of the whole building or condominium, receiving alarms**.

Thanks to its **user interface**, it is possible to see any missed calls and communicate with the home.

The audio of the apartment calls **is recorded in the guard unit**, in case the call isn't answered. If the call comes from the outdoor panel, both the audio and the video* will be recorded.

*SD card required.



Communicate. Connect.
Control. Notify.



Features

9" **resistant** touch screen.

Aluminium **profile**.

Communication **via handset or in hands-free mode**.

Visual and audible alarm notifications.

IP CCTV camera **connection**, thanks to its compatibility with RTSP cameras, so you can add video communication from the guard unit to homes.

MEET

Advanced features



Guard unit for multiple apartments

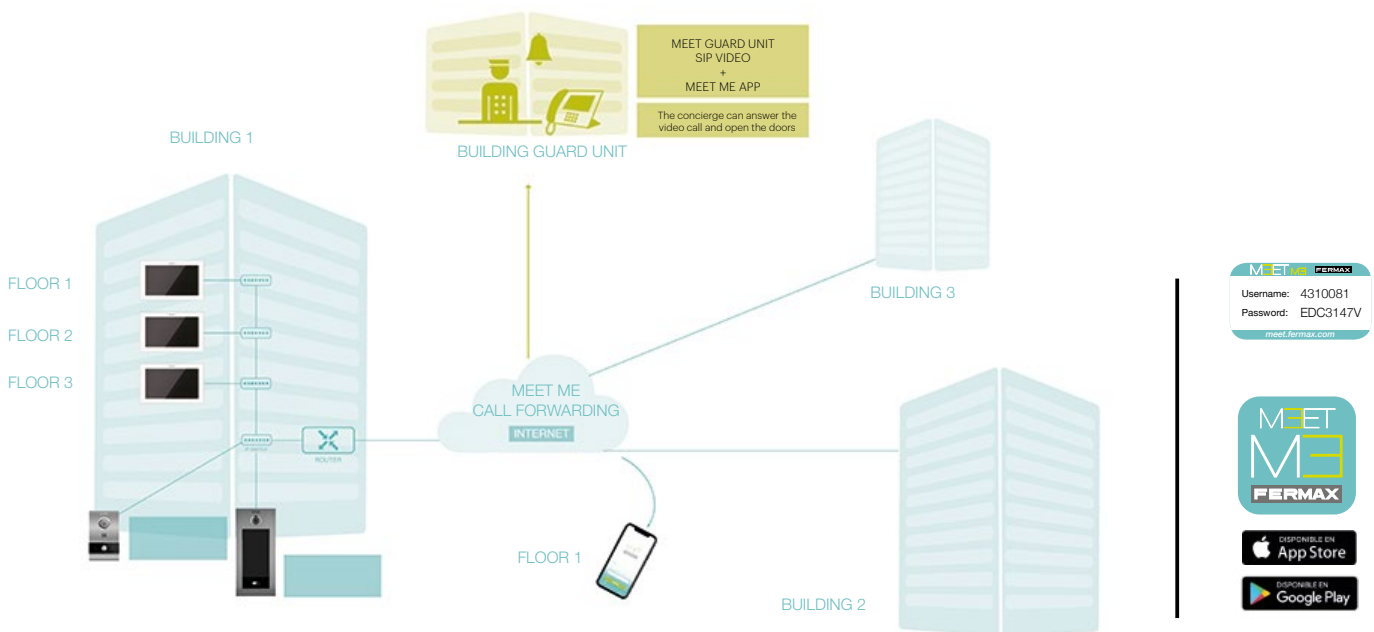
It is possible to decrease the concierges costs by unifying in one single remote operation center the call reception from different buildings.

It allows to activate remotely the door release.

The visitor will know that there is a supervision of the installation.

If any non authorized person surrounds the installation, it is possible to warn with a voice message without being called from the panel.

Deliveries and postmen can call to a remote control location so they can request to release the doorlock and deliver the packages.





Different **outdoor panels** from different buildings can call one or several remote guard units. These remote guard units can call and connect with the outdoor panels.

It is only necessary to acquire one **REF.1496 MEET ME LICENSE** per guard unit for its use at the desk concierge. This license allows the concierge to register on the MEET ME cloud server.

The power of the cloud

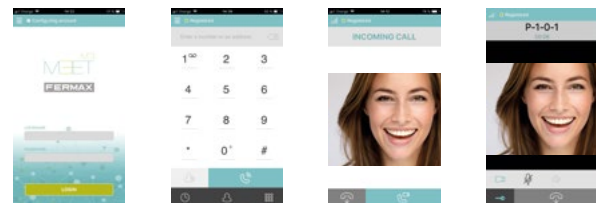
It is possible to avoid wiring

- 
 An effective and practical solution following the current digital life trends.
- 
 For those projects where it **is not possible to install new wiring** due to cost or technical constraints.



Features

- Up to **8 smartphones per apartment** can share the same license
- Unlimited number of license per project
- Video preview before answering the call
(Android version)
- Call register
- Directory
- Door release. Main and auxiliary relay
- Panel auto switch on
- Mic Mute
- Handsfree mode
- HD Video resolution in landscape mode



Connectivity

- It is necessary a **License Ref.1496** for each apartment.
- The license is a digital code that will be sent by e-mail to the customer once it is purchased
- MEET ME App is free and can be downloaded from Google or Apple Store
- MEET ME App works in 4G or Wifi
- It is required an uplink internet connection on the project site of at least 3Mb/s for each outdoor panel.

The call divert service it is based on the communication from the APP to the MEET ME call divert server on the cloud, so this function may not be available in case there are country internet restrictions to audio/video calls through Internet.




Advanced features

Compatibility with SIP

Answer the call from a **personal computer**

SIP compatibility allows receiving calls from the outdoor panels on a computer. For this, it is required to have a Voice over IP software, compatible with SIP, installed on a computer, such as LINPHONE. The integration with IVMS software for managing installations is also possible, which incorporates SIP clients such as GENETEC - Sipelia.



Answer the call from a **telephone system**

In the installations where an IP telephone system **compatible with SIP** already exists, such as in offices or shopping centres, it will be possible to answer the call from one of the telephones previously installed. Thanks to the SIP compatibility, the FERMAX outdoor panels will be an additional extension to the IP telephone central guard unit and calls from the panels will be received at the terminals assigned in the central guard unit.



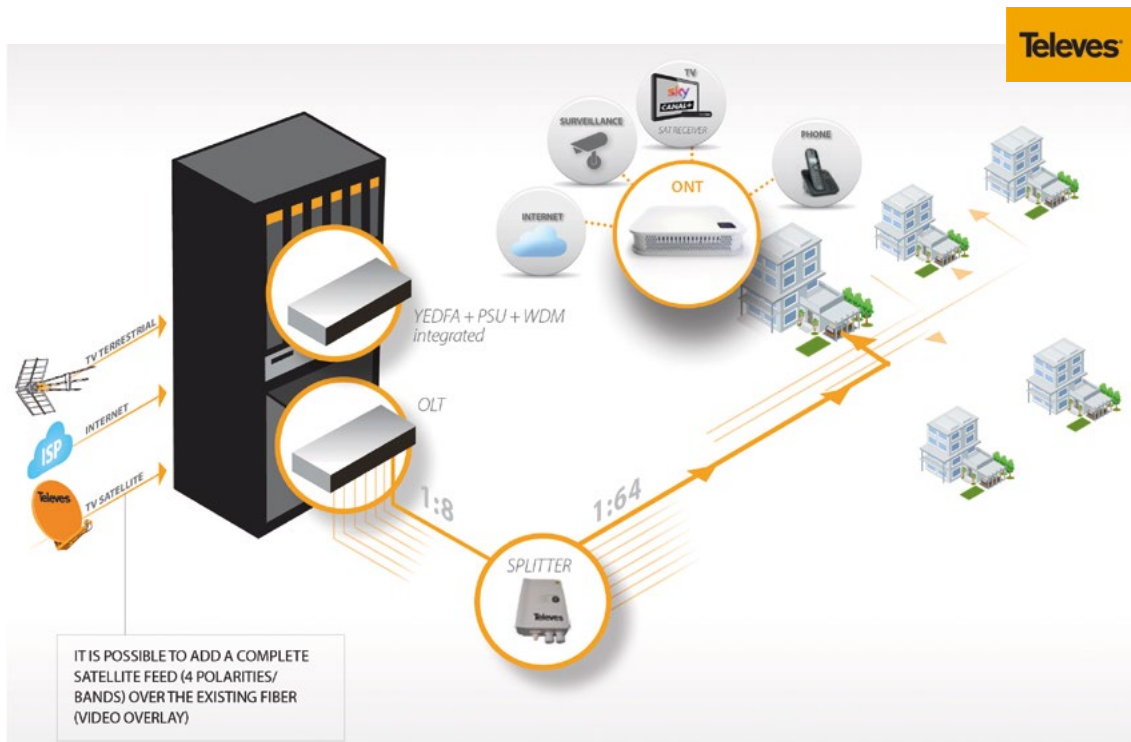
GPON Optical fiber

IP System 100% GPON compatible

Being a 100% IP system, there is no distance limit because it can be installed in fiber optic infrastructures such as GPON.

The main advantage is that the cost of the network infrastructure is much lower than an Ethernet or conventional active fiber optic network.

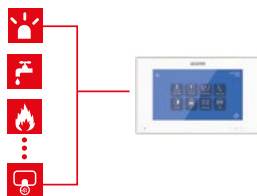
There can be numerous IP services on the same infrastructure such as IP TV, IP voice calls, IP CCTV, etc. As a result, the costs of the infrastructure are shared between several services.



MEET installation diagram

FERMAX

7 ALARM + TAMPER
DETECTION
ZONES



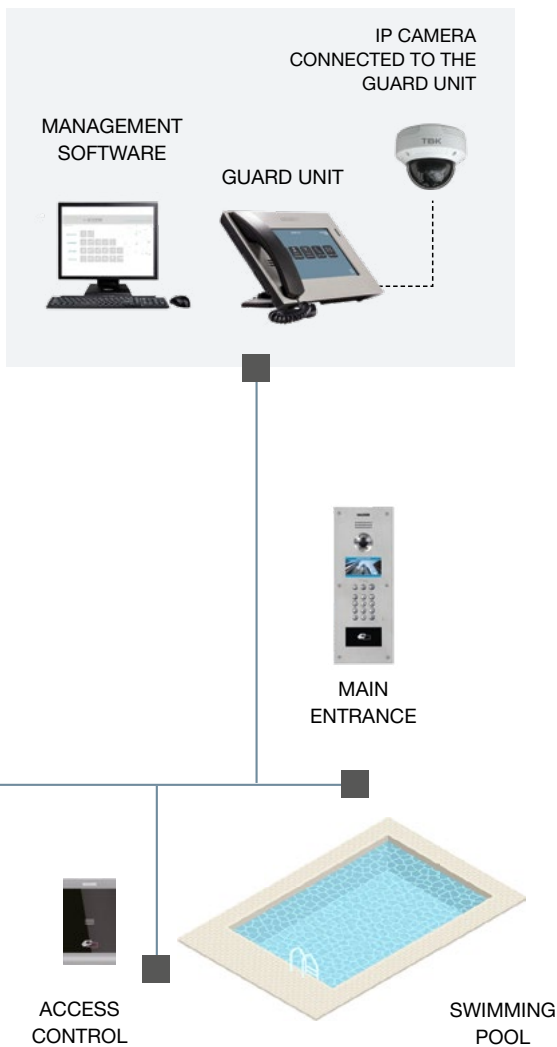
- 1** Virtually unlimited number of units can run under MEET installation.
- 2** Unlimited distances from end to end of the installation.
- 3** Multichannel for conversations and data flows, with unlimited capacity.
- 4** GPON fiber optic infrastructure compatible.



WIRING

-  CAT5 CABLE
-  FIBER OPTICS*
-  ALARM
-  LIFT

* a converter is required to switch from UTP to FO .



Modern protocol

Flexible, fast and adaptable. MEET is a system based on a highly efficient point-to-point IP protocol. It's easy to install and maintain. The flexible IP addressing of the MEET system facilitates the network management structure.

The communication structure of the decentralised architecture allows the independent operation of each terminal without the need for a central server.

MEET is compatible with standard switches on the market. It is also compatible with GPON fiber infra-structures.

Graphic user interface

Simple, intuitive, accessible and easy to use. The MEET system has universal icons to represent each individual function, allowing access to anyone.

Complete solution

Communication, alarms, lift control* and access control. MEET allows to communicate with the visitor and offer them a safe pass through doors.

Its centralised alarm infrastructure provides a 24/7 protection against intrusion and the unexpected. Its complete lift control function allows you to see the lift's status clearly, there is no need to worry that you will miss the lift again.

Technical capabilities

Wiring CAT5 CABLE

(2 additional wires for non-PoE devices)

Maximum number of homes: 9899 per block

Maximum number of outdoor panels: 99 per block

Maximum number of blocks: 999

Maximum number of guard units: 99 MASTER guard units
Each MASTER can manage 5 SLAVES

Maximum distance: unrestricted

Simultaneous two-way communications: Yes

Monitor Programming: Static IP and house/block number

Server needed: No. Point-to-point system

References

PANELS



- 1445** KIN GRAPHITE GREY PANEL (185 x 405 x 50)
- 1449** KIN PANEL FLUSH BOX (170 x 382 x 58)
- 9516** KIN PANEL SURFACE BOX (189 x 413 x 5-110)



- 1455** MARINE DIGITAL VIDEO PANEL MEET (155 x 410 x 49)
- 1456** MARINE DIRECTORY PANEL MEET (155 x 410 x 49)
- 1458** MARINE PANEL SURFACE BOX MEET (159 x 412 x 63.5)
- 1459** MARINE PANEL FLUSH BOX MEET (141x394x60)
- 14591** MEET FLUSH BOX JOINING BOLTS SET (14mm)



- 9531** MILO DIGITAL VIDEO PANEL (155 x 380 x 48)
- 9532** MILO DIGITAL TOUCH VIDEO PANEL (155 x 380 x 48)
- 9533** MILO 1/L VIDEO PANEL (118 x 183 x 49)
- 9534** MILO 1/L VIDEO PANEL WITH PROXIMITY READER (118 x 183 x 49)
- 9535** MILO IP PROXIMITY READER (118 x 183 x 49)
- 9542** FLUSH BOX FOR MILO PANEL- L (143 x 357 x 58)
- 9543** FLUSH BOX FOR MILO PANEL- S (105 x 172.5 x 63)

- 52750** FERMAX MIFARE PROXIMITY CARD
- 52740** FERMAX MIFARE PROXIMITY KEYFOB

- 1490** MEET EXTERNAL DOOR OPENING RELAY
- 1491** 4 RELAY PANEL MODULE
- 1494** GUEST CODE MODULE
- 52750** PROXIMITY CARD MIFARE FERMAX
- 52740** PROXIMITY KEYRING FERMAX MIFARE



MONITORS



- 14701** 7" WIT PoE WHITE MONITOR (212 x 132.5 x 20)
- 14703** 7" WIT MONITOR POE BLACK MEET (212 x 132,5 x 20)
- 14811** 10" WIT MONITOR PoE WHITE (270 x 168 x 20)
- 14813** 10" WIT MONITOR PoE BLACK MEET
- 1489** 10" WIT MONITOR FLUSH BOX (260 x 160 x 50)



- 14501** NEO 7" MONITOR POE WHITE MEET (210 x 130 x 20)



- 9541** MEET MONITOR CONNECTOR
- 1616** 10 RELAY MODULE
- 1485** MONITOR DESKTOP SUPPORT (9541 required)

GUARD UNIT



- 9539** MEET GUARD UNIT
- 9540** MEET MANAGEMENT SOFTWARE (USB key)
- 9538** MEET PC PROXIMITY READER (USB)

LIFT CONTROL

- 9545** MEET LIFT CONTROL GATEWAY
- 1616** 10 RELAY MODULE

POWER SUPPLY AND SWITCH



- 4813** POWER SUPPLY DIN6 100-240Vca/12Vdc-2A
- 1586** 4 PoE PORTS SWITCH + 2 UPLINKS PORTS
- 1587** 8 PoE PORTS SWITCH + 2 UPLINKS PORTS
- 1498** 12Vdc PoE SPLITTER

A series of horizontal dotted lines for writing, consisting of 20 lines spaced evenly down the page.



fermax **aus**.com.au
| **nz**.co.nz



Audio, Video and IP Intercom Systems | Bespoke Door Stations | Access Control | Sound Distribution |
CCTV and IP Cameras | Intruder Alarms | Residential & Commercial | Security Consultancy



meet.fermax.com

NSW (HEAD OFFICE)

(02) 9700 1700
nsw@fermaxaus.com.au

SA OFFICE

(08) 7009 4288
sa@fermaxaus.com.au

QLD OFFICE

(07) 5520 2266
qld@fermaxaus.com.au

ACT OFFICE

(02) 6190 1555
act@fermaxaus.com.au

VIC OFFICE

(03) 9314 2220
vic@fermaxaus.com.au

NT OFFICE

(08) 7999 9162
nt@fermaxaus.com.au

WA OFFICE

(08) 9240 2624
wa@fermaxaus.com.au

NZ OFFICE

(09) 337 6229
nz@fermaxnz.co.nz

